

icobit[®]

WATERPROOFING SYSTEMS

*Ready-to-use,
cold applied,
ponding water
resistant, seamless,
acrylic waterproofing
barrier
in water dispersion.*



icoper[®]

SELF-PROTECTED BARRIER





USE

Waterproofing of foundations, retaining walls and below-grade concrete structures.

PERFORMANCES

Watertight.

Ponding water resistant.

Self protected against backfill materials.

Puncture resistant.

Roller application allowed.

UV-ray resistant.

Water based.

Eco friendly, safe, free from harmful substances.

Root resistant.

Elastic.

Able to conform to irregularly shaped substrates.

Seamless.

Easy, safe application.



APPLICATION INSTRUCTIONS

Allow the primer to dry (see Substrate Preparation) and apply two or more coats of **icoper[®] strong** by roller, brush or trowel, at a total spread rate of no less than 2 kg/sq.mt.

Apply consecutive coats in contrasting colors in order to easily check the correct spread rate.

Tools can be cleaned with water while the product is wet.

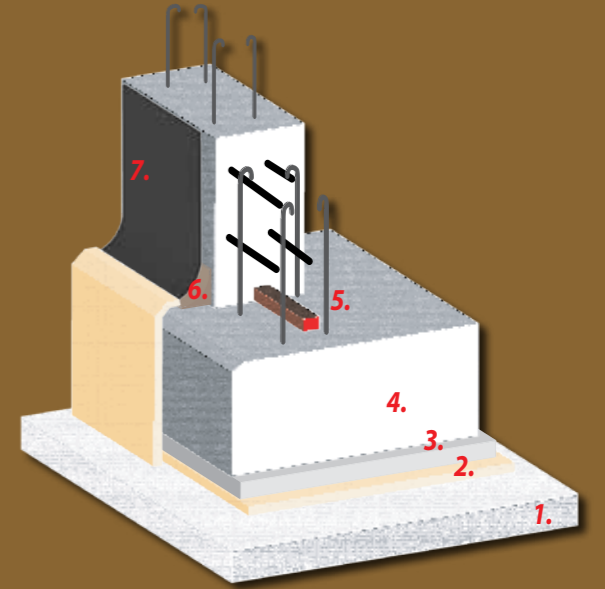



fig.1

1. Lean concrete
2. Bentocover bentonite mat
3. Footing
4. Concrete bed
5. Bentojoint bentonite joint sealant
6. Transition
7. **icoper[®] strong**

TREATING RISING DAMP

In order to stop rising damp from the foundation bed (fig.1), utilize

BENTOJOINT bentonite joint sealants and **BENTOCOVER** bentonite mats.



APPLICATION PROCEDURE ON RETAINING WALLS

REMARKS

icoper[®] strong is ready to use • Apply at temperatures between +5°C e +35°C • Apply to fully cured substrates • Wait for new concrete to fully cure • All joints must be treated preemptively • Possible residual stickiness at the end of the process can be removed by sprinkling industrial talc or cement • Protect from rain, fog or and dew until cured • Allow **icoper[®] strong** to cure prior to backfilling •

SURFACE PREPARATION

Clean the surface thoroughly and remove dust, loose material or non-adhering particles, grease, oil, formwork release agents, residue from other treatments and anything that may affect proper adhesion.

The support must be dry. Allow complete drying after water blasting.

In case of unfinished concrete pouring, smooth out possible hollow areas and popouts with a concrete repair mortar prior to overcoating.

Prime porous, friable surfaces with one coat of **icoper[®]** (general purpose version) diluted with 50% water.

Spread rate: 300 gr/sq.mt.



TECHNICAL DATA

PRODUCT FEATURE	MEASURING UNIT	MEASURE
Density	gr/ml	0.90
Solid content	%	70 (±2%)
Adhesion Test	kg/sq.cm.	7
Touch dry time	hrs	6
Curing time	hrs	24
Tensile elongation (Ø 2 mm)	%	45
Tensile strength (Ø 2 mm)	kg/sq.cm.	9
Watertightness	KPa	60
Hardness	Shore A	50 (±2)
Number of coats	n°	2
Coverage per coat	kg/sq.mt.	1.0
Overall coverage	kg/sq.mt.	min. 2
Puncture resistance (*) (3 kg/sq.mt.)		PD 4
Puncture resistance (**) (3 kg/sq.mt.)	mm	650
Dry film thickness (2 kg/sq.mt.)	mm	2.5
Dilution		Ready to use
Shelf life	Months	12

(*) UNI 8208/12 (**) EN 12691/2005

STORAGE

- Store in a covered, dry area.
- Keep containers tightly closed.
- Do not expose to temperatures below freezing or exceeding +50°C.

The manufacturer reserves the right to amend the product specifications without notice. The above performances were measured according to the standards in force at the time of issue and represent the average results of our tests. Although highly reliable, they do not constitute a binding commitment nor liability for Icobit Italia S.r.l. The purchaser and the end consumer acknowledge responsibility for the product suitability to the intended use.

PACKAGE



15-kilo pails

Colors



BLACK • GREY


Application Methods



Roller



Brush



Flat trowel

sch. Icobit-11 1015